

Effectiveness of HS in Insect Control Cocoa Beans in Ghana-PU2012SN0308-1

DOCUMENT# PU2012SN0308-1

To be presented at the 8th International Conference on Controlled Atmosphere and Fumigation in Stored Products, September, 2008, Chengdu, China.

Effectiveness of hermetic storage in insect control and quality preservation of cocoa beans in Ghana

W.A. Jonfia-Essien^{1*}, S. Navarro², J.V. Dator³

¹ Research Department, Quality Control Division (COCOBOD), P. O. Box CO 247, Tema. Ghana
[*jonfiaessien@yahoo.com]

² Senior Consultant, Food Technology International Consultancy Ltd., Israel.

³ Bureau of Postharvest Research and Extension, CLSU Compound, Science City of Muñoz, Nueva Ecija, Philippines and GrainPro, Inc., Subic Bay Industrial Park, Phase 1, Subic Bay Freeport Zone 2222, Philippines.

Abstract

This paper reports the development of hermetic storage in Ghana by highlighting the scientific research conducted using GrainPro CocoonsTM in controlling insects and preserving the quality of cocoa beans as an alternative to chemical treatment. Three stacks for hermetic storage and one stack each for conventional storage (without fumigation) and standard storage (with fumigation) were built for sampling and observation. The CocoonTM stacks were 3.40m long x 2.95m wide x 2.0m high and contained 220 bags (64 kg per bag) of sun-dried (average of 7.0% moisture content) cocoa beans. Oxygen concentration and temperature inside the stack of cocoa beans were monitored daily. Sampling was done at 0, 3, 6 and 9 week intervals to observe changes in insect density and quality characterisation. There was a steep decline in oxygen concentration in all CocoonsTM during the storage with the lowest concentration of 0.0% being recorded in all the CocoonTM from the fifteenth day of storage and this was maintained throughout the storage period. The temperature was almost uniform inside the CocoonTM throughout the storage period. After three weeks of storage, the first CocoonTM was found to be infested with live adults of *Cryptolestes ferrugineus*, *Cryptolestes pusillus*, *Araecerus fasciculatus*, *Lasioderma serricorne*, and *Ephestia cautella* larvae and some fruit flies. However, these live insects were few compared with the high insect population which was dead inside the CocoonsTM. Most of the *Lasioderma*

serricorne and *Tribolium castaneum* introduced at the beginning of the experiment were dead at the third week and 100% mortality was recorded and all the types of insects at the sixth week of storage were dead. All the cocoa beans inside the Cocoon™ maintained their quality categorisation throughout the storage period and the grade remained the same after nine weeks of storage as it was at the beginning of the experiment.

Key words: GrainPro Cocoon™, Hermetic Storage, Conventional Storage, Standard Storage, Cocoa Beans, Insect Control, *Lasioderma serricorne*, *Tribolium castaneum*

Introduction

The production of organic Cocoa beans has been carried out on a small scale in Ghana since its inception some years ago due to certain problems associated with this production^[1]. However great efforts are being made to export dry Cocoa beans to sustain and increase the production levels. Because of the desire to produce insecticide free Cocoa beans, much consideration is being given to storing Cocoa beans without or with minimal use of insecticide. Hence the need to investigate the possibility of adopting hermetic storage practices. Hermetic storage is based on the principle of modified atmosphere.

Stored product protection is attained by the use of hermetic seal, one of which is the Cocoon™, which provides an airtight environment^[2]. The basic principle of grain protection lies in the fact that during the time between the moments of sealing until the insects consume the volume of oxygen in the Cocoon™, the damage to the grain is negligible^[2]. If the insect population is low, the insects may survive causing minimal damage to the produce since it has been established that to obtain a complete kill, the oxygen tension should drop to two percent (2%) or below^[3].

Plastic structures suitable for long-term storage, as well as intermediate grain storage for cooperatives and subsistence farmers, for stored products in bags or in bulk, have been developed in Israel^[4]. The influence of insulation materials in reducing the intensity of moisture migration under subtropical (Israel) and tropical (Philippines) climates has been investigated^[5]. If we can seal the storage ecosystem to prevent air from entering or leaving it, the respiratory metabolism of insects, moulds and the produce itself will lower the oxygen content and raise the carbon dioxide content of the inter-granular atmosphere to a level where aerobic respiration is no longer possible^[6]. This is the principle behind hermetic storage. However, although it sounds simple in theory, in practice, it is much more complex.

At present, the conventional and standard storage technologies are employed to preserve cocoa beans and these involve stacking of bagged beans on wooden pallets inside the warehouse. The uses of deadly pesticides to combat pests of stored products have increasingly become unpopular because of health concerns and the havoc its indiscriminate use brings on the environment. In the past, traditional storage structures provided some protection against storage losses, particularly by insects and rodents, although annual losses that are estimated to be between 5 to 10 percent were previously considered as unavoidable. Attempts to reduce these losses through the introduction of modern storage technologies have frequently failed either because they were socio-economically unacceptable, or inappropriate to local climatic conditions and agro-technical practices^[7]. The approach described in this paper involves the modification of existing structures or the construction of new structures in the conventional style but employing modified technologies to improve grain conservation without being too disruptive to rural life, a concept termed by Guggenheim (1978) as “invisible” technology^[8].

Materials and Methods

Dry cocoa beans that were harvested during the 2007/2008 main crop season were used in the trials and they were mainly of grade I and II category. Cocoa beans were sun dried to an average moisture content of 7.0% after fermentation and then bagged in 64kg capacity Jute sacks. Outdoor storage trials of 3, 6 and 9 weeks durations were carried-out in the compound of the Research Department, Quality Control Division (COCOBOD), Tema, Ghana. The method on 'airtight' or 'hermetic storage'^[9] of grain quality preservation was followed.

Laboratory rearing of the target insect pests

The target pests were adult *Cadra cautella* (*Ephestia cautella*), *Araecerus fasciculatus*, *Lasioderma serricorne* and *Tribolium castaneum*. A stock of each species was raised in the laboratory of the Research Department of QCD at an ambient temperature range of 25° - 30° C and relative humidity of 60% – 75%. *C. cautella* was raised on a mixture of ground maize, wheat bran and glycerol in a ratio of 8:8:1 (W/W)^[10], *T. castaneum* on crushed dry cocoa beans, *L. serricorne* on a mixture of tobacco and dry cocoa beans and *A. fasciculatus* on cassava chips with moderate to high moisture content^[11].

Storage technologies observed and experimental set-up

The storage technologies studied were hermetic storage (HS), conventional storage (CS), and standard storage (SS). The stacks built for HS to demonstrate the effect of these technologies had a uniform dimension of 3.40m x 2.95m x 2.0m length, width and height (LWH) while stacks built for CS and SS to serve as the reference stacks measured 4.0m x 1.0m x 1.50m LWH.

Hermetic Storage set up

Three GrainPro Cocoon™ made of flexible Polyvinyl Chloride (PVC) plastic liner with a capacity of 220 bags, were set-up outside the building. Wooden pallets were laid-out on the ground and covered with pieces of plywood and cardboard which served as foundation materials during the set-up. Bagged cocoa beans were directly stacked or piled on the lower section of the Cocoon™ and when the desired height was reached, this was covered with the upper section of the Cocoon™. During stacking, 15 bags of cocoa beans were randomly selected and sieved to estimate the insect pests present in the cocoa beans.

Ten laboratory reared adult *L. serricorne* and *T. castaneum* each were inserted into fifteen miniature jute sacks each containing 2kg dry cocoa beans, which were tied and the whole set up inserted into cotton cloth sacks and distributed randomly in the stack. Thereafter, the lower and upper sections were pulled together closely and zipped with gas-tight multiple tongue and groove zippers. In order to prevent condensation, a Grainshade was stretched over the Cocoon™ at a level of at least 20cm above the top cover. The three Cocoon™ were randomly assigned for destructive sampling at 3, 6, and 9 weeks, respectively.

Conventional Storage (CS) and Standard Storage (SS) set up

Two stacks were constructed for CS and SS with an individual capacity of 45 bags, also built outdoors, on double wooden pallets. Ten laboratory reared adult *L. serricorne* and *T. castaneum* each were inserted into fifteen miniature jute sacks each containing 2kg dry cocoa beans which were tied closed and the whole set up inserted into cotton cloth sacks and distributed randomly in the stack. The stacks were individually covered with Herculite gas proof sheets. The CS had no chemical treatment at all but the SS was fumigated using Phosphine (PH₃) gas at an application rate of one tablet per 0.19 tonne cocoa beans.

Instrumentation

All stacks built for the storage trials were daily monitored for temperature and oxygen (O₂) concentration. The ambient temperature and relative humidity were likewise recorded on a daily interval during the storage

trials. A gas inlet valve was attached to the Cocoon™ to monitor oxygen (O₂) concentration inside the structure using a GrainPro oxygen analyser.

2. Sampling procedure

Each stack was divided into three blocks and five marked bags per block were collected, sieved and distributed randomly within the stack. Thus, a total of 15 marked bags were sampled per stack. For CS and SS, wherein only one stack was built for observation, samples of two kg each were drawn from the same marked bags at time 0, 3, 6, and 9 weeks of storage. For HS, the marked bags in all three sealed stacks were sampled at time 0 after which only the assigned Cocoon™ for destructive sampling at 3, 6, and 9 weeks, respectively was opened.

Analyses of samples

Samples gathered were analysed at the Laboratory of the Research Department, Quality Control Division (COCOBOD), Tema, Ghana, for insect mortality and changes in quality of the cocoa beans. Moisture content of gathered samples was immediately measured with an Aqua Boy moisture meter, which was earlier calibrated by oven drying.

Results and Discussion

Bean Quality Characteristics

All the dry cocoa beans stored in the cocoon retained their quality (Table 1). There were some reduction in the total purple color of some of the cocoa beans but differences were not significant enough to cause any change in the grade.

Table 1 Mean quality categorisation of dry cocoa beans after nine weeks of storage in the cocoon

Cocoon	Period (weeks)	Sub-Plot	Quality characteristics					GRADE
			TM	TS	TP	AOD	PURITY	
A	3	1	0.2 ± 0.1	5.2 ± 0.4	28.2 ± 1.2	2.4 ± 0.2	64.0 ± 0.9	II
		2	0.6 ± 0.1	2.0 ± 0.2	20.4 ± 0.9	2.2 ± 0.2	74.8 ± 1.0	I
		3	0.0 ± 0.0	3.4 ± 0.3	16.0 ± 0.3	4.0 ± 0.3	76.6 ± 0.7	II
B	6	1	0.0 ± 0.0	5.0 ± 0.4	26.0 ± 1.3	1.6 ± 0.2	67.4 ± 0.9	II
		2	0.2 ± 0.1	2.2 ± 0.3	40.2 ± 0.6	2.8 ± 0.4	54.4 ± 0.4	II*
		3	0.0 ± 0.0	3.2 ± 0.3	38.6 ± 0.7	0.6 ± 0.1	57.6 ± 0.8	II*
C	9	1	0.6 ± 0.2	1.8 ± 0.1	14.2 ± 0.2	2.4 ± 1.0	81.0 ± 1.0	I
		2	0.2 ± 0.1	3.2 ± 0.1	12.2 ± 0.4	3.4 ± 0.9	81.0 ± 0.9	I
		3	0.2 ± 0.1	2.6 ± 0.2	19.0 ± 0.3	2.8 ± 1.6	75.4 ± 1.7	I

± SE; n = 5; TM – total mouldy beans; TS – total slaty beans; TP – total purple beans; AOD – any other defects

Oxygen Concentration

The control (conventional and standard) storage had 21.0% oxygen in the atmosphere. The hermetic storage, likewise, possessed the same concentration of oxygen during the start of the storage period regardless of the plastic enclosure.

There was a steep decline in oxygen concentration in all Cocoon™ during the storage with the lowest concentration of 0.0% being recorded in all the Cocoon™ (Fig. 1). The first 0.0% oxygen concentration was recorded in Cocoon™ “A” at the fifteenth day of storage followed by Cocoon™ “C” at seventeenth day and Cocoon™ “B” at the eighteenth day. All the Cocoons maintained the 0.0% oxygen concentration till the end of the storage.

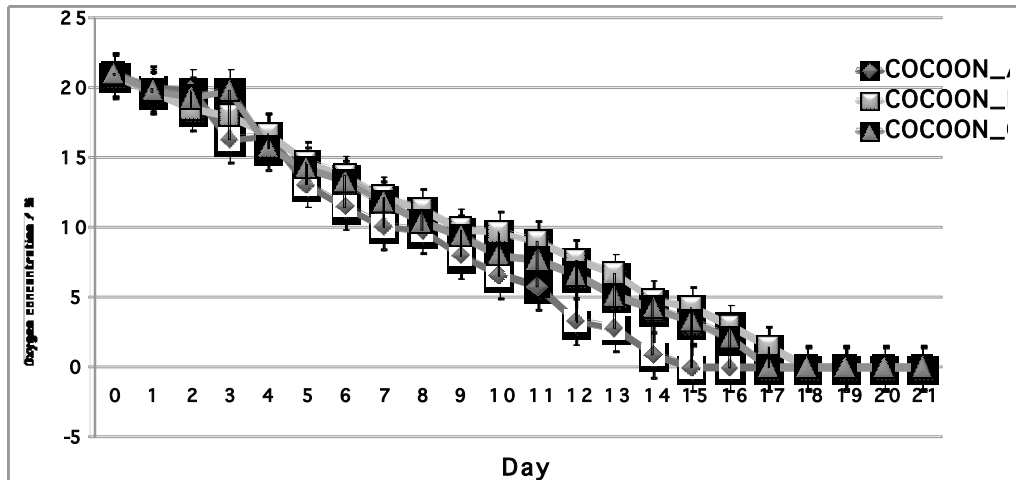


Fig. 1 Daily oxygen concentrations inside the Cocoon™ over the hermetic storage period

This was not the case in both the conventional and standard experiments in which the oxygen concentration remained virtually the same. The steep decline in oxygen concentration in all Cocoon™ during the storage is an indication that the organisms including insects present in the Cocoon™ exhibited significantly high rate of respiration which is a major factor in the consumption of oxygen. The Cocoon™ prevented gas exchange between the plastic enclosure and the external environment and therefore a depleted oxygen atmosphere was created. Unlike the conventional and standard experiments, the Herculite gas proof sheets used allowed gas exchange between the plastic enclosure and the external environment thereby replenishing the oxygen used in the enclosure.

Moisture Content

Regardless of storage methods, the moisture content increased after three weeks of storage from a mean of 7.0% at the setting-up stage to a mean of 7.2%. However there was no change in moisture content with the prolonged storage of nine weeks.

Temperature

The temperature inside the Cocoon™ was not constant but it did not fluctuate significantly (Fig. 2). A mean temperature 28.3 °C, 29.1 °C and 29.7 °C were recorded in Cocoon™ “A”, “B” and “C” respectively. Comparably, temperatures in the Cocoon™ were lower than that recorded in the conventional and standard experiments.

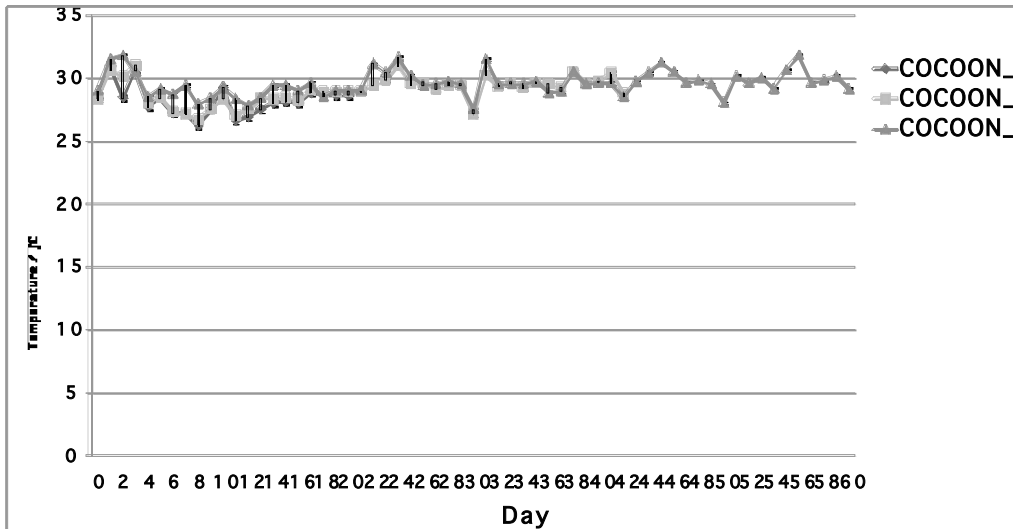


Fig. 2 Daily temperatures inside the Cocoon™ over the hermetic storage period

The temperature inside the conventional and standard stacks fluctuated significantly (Fig. 3) with recorded means of 30.5 °C and 30.6 °C respectively. The significant difference in temperature between the two storage methods could be due to the Grainshade that was stretched over the Cocoon™ at a level of at least 20cm above the top cover. The Grainshade cut off the sun from radiating on the Cocoon™ directly whereas the conventional and standard stacks were left to the mercy of the sun.

Insect Density

Just before building the stacking the bags of dry cocoa beans that were sieved were infested with *Cryptolestes*, *Tribolium castaneum*, *Cadra cautella* (*Ephestia cautella*), *Oryzaephilus mercator* *Cryptolestes ferrugineus*, *Cryptolestes pusillus*, *Araecerus fasciculatus*, *Carpophilus dimidiatus* and *Carpophilus hemipterus*. Predominant among them were *T. castaneum*, *C. ferrugineus*, *C. pusillus* and *O. surinamensis*.

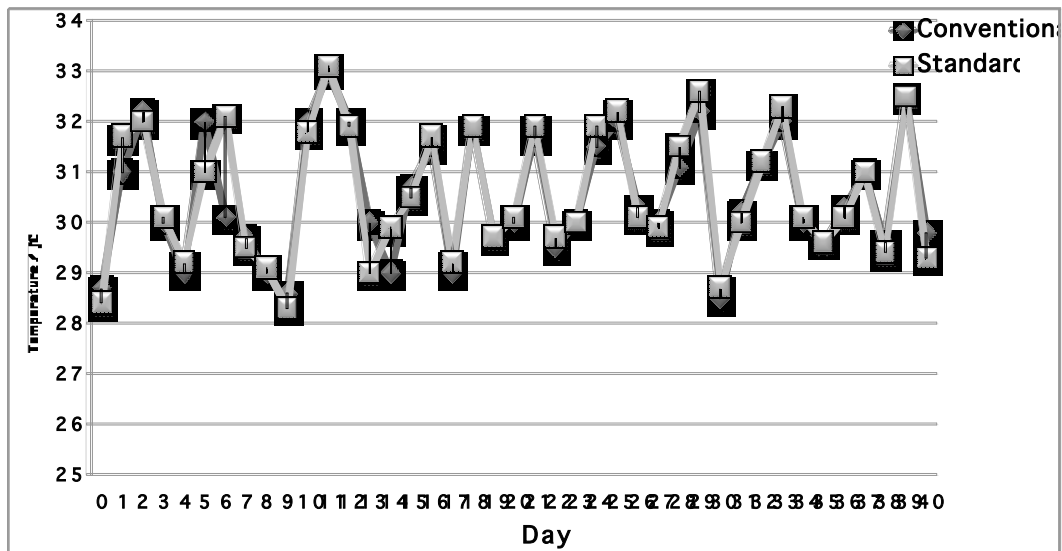


Fig. 3 Daily temperatures inside the control stacks over the storage period

Insect population significantly increased with time of storage in the conventional storage and in addition to adults, larvae and pupae of both *T. castaneum* and *L. serricorne* were found (Table 2). Insect mortality of 100% was recorded in the standard storage. In hermetic storage, not all the *T. castaneum* and *L. serricorne* that were introduced died (Table 3). In addition, few live insects (adults of *C. ferrugineus*, *C. pusillus*, *A. fasciculatus*, *L. serricorne*, and *C. cautella* larvae and some fruit flies were found at the end of week three moving inside the Cocoon™. The insects were found to be weak and much stressed. It was also observed that high populations of the insects were out of the bags of cocoa beans and were found dead inside the Cocoon™. However 100% mortality of *T. castaneum* and *L. serricorne* introduced into the Cocoon™ was recorded at the end of both weeks six and nine (Table 3). High populations of insects were found out of the bags of cocoa beans and dead inside the Cocoon™. Thus the Cocoon™ environment had an effective and good control on the insect population in conformity to the findings of other researchers^[12].

Table 2 Mean population live stages of *T. castaneum* and *L. serricorne* introduced into the conventional storage stack

Cocoon	Period (weeks)	Sub-Plot	<i>Lasioderma</i>			<i>Tribolium</i>		
			Larvae	Pupae	Adult	Larvae	Pupae	Adult
A	3	1	4.2 ± 0.3	0.0 ± 0.0	12.2 ± 0.3	6.2 ± 0.2	0.4 ± 0.2	15.8 ± 0.3
		2	2.0 ± 0.1	6.2 ± 0.1	12.0 ± 0.0	6.0 ± 0.4	6.2 ± 0.1	20.2 ± 0.1
		3	4.8 ± 0.4	0.0 ± 0.0	14.4 ± 0.1	4.4 ± 0.2	2.0 ± 0.0	18.6 ± 0.1
B	6	1	5.0 ± 0.6	5.0 ± 0.2	22.0 ± 0.2	8.8 ± 0.3	6.4 ± 0.1	32.2 ± 0.3
		2	10.0 ± 0.4	4.0 ± 0.2	26.0 ± 0.3	10.6 ± 0.3	6.0 ± 0.2	30.4 ± 0.2
		3	10.0 ± 0.3	2.0 ± 0.3	28.4 ± 0.4	10.0 ± 0.2	8.4 ± 0.1	36.2 ± 0.2
C	9	1	8.2 ± 0.1	8.4 ± 0.4	38.4 ± 0.2	12.2 ± 0.2	12.4 ± 0.2	58.2 ± 0.1
		2	10.2 ± 0.2	6.4 ± 0.1	38.0 ± 0.2	14.2 ± 0.1	10.4 ± 0.3	48.0 ± 0.0
		3	10.0 ± 0.4	5.0 ± 0.2	36.8 ± 0.1	14.0 ± 0.0	18.0 ± 0.0	56.4 ± 0.1

± SE; n = 5

The high oxygen concentration (21.0%), high temperature and high relative humidity promoted the growth of insects in the conventional storage. This was not the case in the hermetic storage. On the other hand, the much lower 0.0% oxygen concentration in the three Cocoons made the conditions unfavorable for insect growth, confirming the work of Bailey (1965).

Table 3 Mean mortality after nine weeks of storage

Cocoon	Period (weeks)	Sub-Plot	<i>Lasioderma</i>	<i>Tribolium</i>
A	3	1	90 ± 0.2	82 ± 0.2
		2	90 ± 0.1	84 ± 0.4
		3	88 ± 0.2	82 ± 0.2
B	6	1	100 ± 0.0	100 ± 0.0
		2	100 ± 0.0	100 ± 0.0
		3	100 ± 0.0	100 ± 0.0
C	9	1	100 ± 0.0	100 ± 0.0
		2	100 ± 0.0	100 ± 0.0
		3	100 ± 0.0	100 ± 0.0

± SE; n = 5

Conclusion and recommendation

Highly significant increases in insect population occurred in the conventional method especially after the week resulting in significant grain damage quality deterioration. Cocoon™ storage resulted in 100% insect mortality at the end of the nine week storage period.

Based on the results, use of hermetic structures made of gastight plastic liners can be a safe and viable alternative to permanent structures for organic protection of cocoa beans for extended periods and it seems to be the most promising method for storing cocoa beans. Aside from controlling insect population it is more economical and convenient. Its set-up is the least expensive among the traditional methods (conventional and standard storages). Flexibility, transportability, ease of erection, simplicity of operation and maintenance and durability are distinct advantages. Their availability in various sizes, capacities and forms can suit a wide range of requirements to fit several levels of operation.

The usage of hermetic storage for cocoa beans is highly practical and technically feasible. Hermetic storage would adequately reduce problems on losses in storage and at the same time ensure cocoa bean quality preservation. The Cocoon™ can also be used as a fumigation chamber but will not require the use of sand snakes, gas proof sheets and residual insecticide.

It is recommended, therefore, that hermetic technology be promoted to solve the problem of organic storage of cocoa beans.

Acknowledgment

We wish to express their heartfelt appreciation to Mr. Tom de Bruin, President, GrainPro-Philippines, Inc. and Mr. Nana Yaw Obeng, Managing Director, Agri-Mat, Limited for their cooperation and support in the conduct of the study. Thanks are also due to Mr. Theophilus Asigbee of Agri-Mat, Limited for his bright ideas, personal and technical assistance, to the staff of Research Department, Quality Control Division, (COCOBOD) especially, F.M. Amofa, D. Djan, F. Botchway, D. Arday, Y. Bogoe, S. Afloe, A. Yamoah, A.R. Abaidoo and L. Aboagye for their help in the building of experimental stacks, daily monitoring of gas and temperature, and in the laboratory analyses of samples.

References

1. Ayenor G K, Röling N G, Padi B, *et al.* Converging farmers' and scientists' perspectives on researchable constraints on organic cocoa production in Ghana: results of a diagnostic study. *NJAS Wageningen Journal of Life Sciences*, 2004: 52 (3), 261 – 284.
2. Navarro S, De Bruin T, Montemayor A R, *et al.* Use of biogenerated atmospheres of stored commodities for quality preservation and insect control, with particular reference to cocoa beans. *Integrated Protection of Stored Products IOBC/wprs Bulletin* 2007: 30 (2), 197-204
3. Bailey S W. Airtight storage of grain; its effect on insect feats. *Iv Rhizopertha dominica* (F.) and some other coleoptera that infest stored grain. *Journal of Stored Production Research*, 1965: 1, 25.
4. Navarro S, Donahaye E, Rindner M, A. *et al.* Airtight storage of grain in plastic structures. *Hassadeh Quarterly*, 1990: 1 (2), 85-88.
5. Navarro S, and Caliboso F M. Application of modified atmospheres under plastic covers for prevention of losses in stored grain. Final Report submitted to United States Agency for International Development, Cooperative Development Research (CDR) Project No. C7-053, August 1990-November 1995, 1996: 32 pp.

6. Bailey S W and Banks H J. A review of recent studies on the effects of controlled atmospheres on stored product pests. In: *Proceedings of an International Conference on Fumigation and Controlled Atmosphere Storage of Grain*. Australia: Brown Prior Anderson Pty Ltd, 1989: 101-118.
7. Donahaye E J, and Messer E. Reduction in grain storage losses of small- scale farmers in tropical countries. Research Report RR-91-7, The Allan Shawn Feinstein World Hunger Program, Brown University, USA, 1992: 19p.
8. Navarro S, Donahaye E, Rindner M. *et al.* Protecting grain without pesticides at the farm level in the tropics. In: Johnson G I, Le Van To, Nguyen Duy Duc and Webb M C. ed. *Proceedings of the 19th ASEAN/1st APEC Seminar on Postharvest Technology*, Ho Chi Minh, Vietnam. ACIAR Proceedings No. 100, 1999: 353-363.
9. De Lima C P F. Airtight Storage: Principle and Practice. In: Calderon M and Barkai-Golan R ed. *Food Preservation by Modified Atmospheres*, CRC Press, 1990: 9-19.
10. Amoako A B and Patrida G J. Sensitivity of almond moth pupae to gamma radiation (Lepidoptera: Pyralidae). *Journal of Kansas Entomological Society*, 1979: 49, 133-140.
11. Haines C P and Hodges R J. Insect and arachnids of tropical stored products and their identification. A Training Manual (ODA), 1991: 89-105.
12. Calderon M and Navarro S. Synergistic effect of CO₂ and O₂ mixtures on two stored grain insect pests. In: *Proceedings of an International Conference on Controlled Atmosphere Storage of Grains*. Holland, Elsevier, 1980: 79-84.